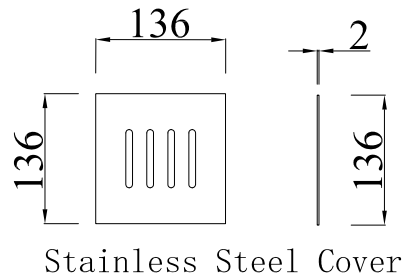

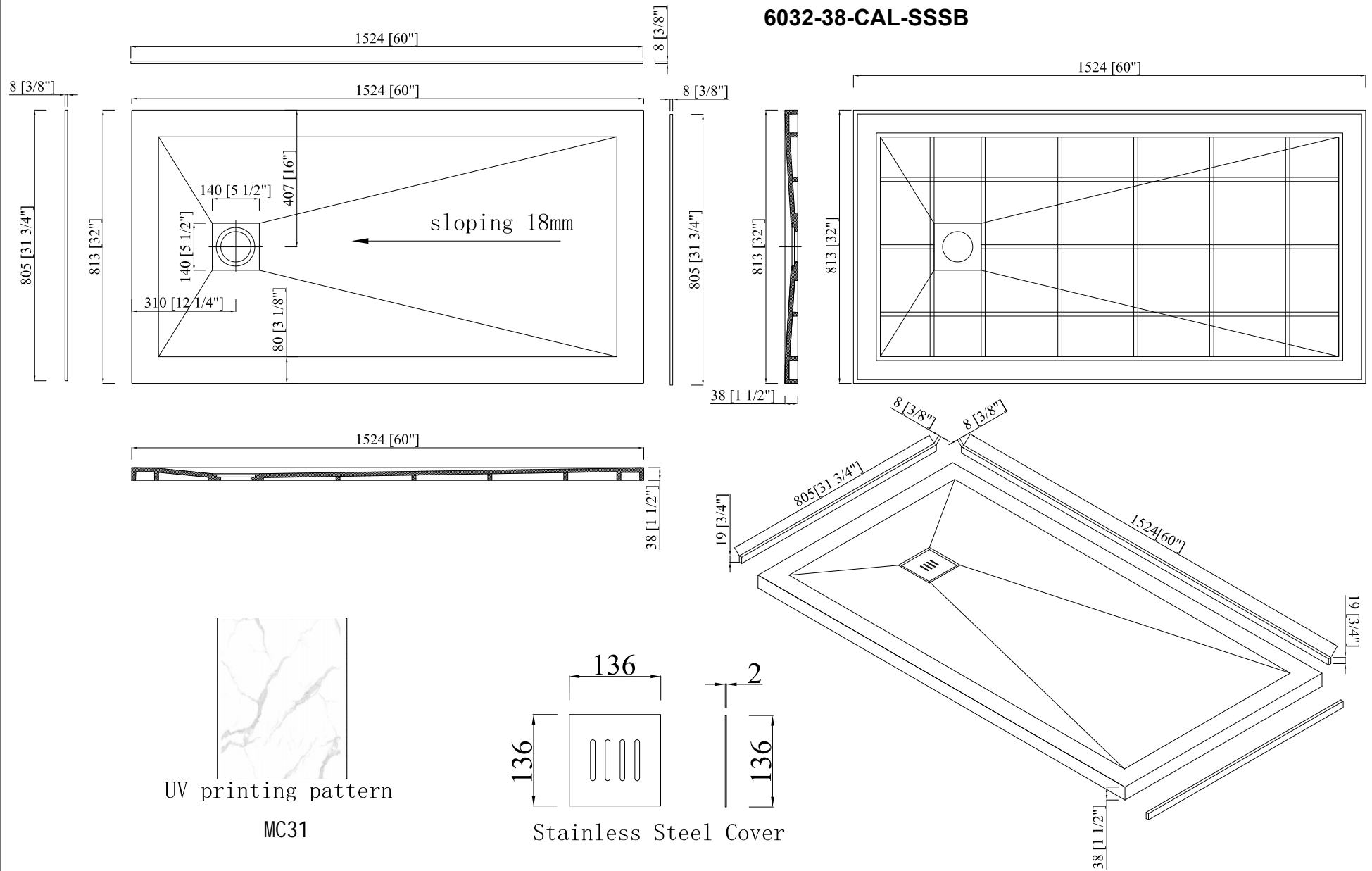


6032-38-CAL-SSSB



3 flanges and base are separated-Reversible

Parts list

Item	Model/Size	Quantity	Remark	Drainer	Exclude
Cleaning sandpaper	400#/800#	1PCS	Include		
Drainer	Diameter	1set	Exclude		

Drawing Size	>0-300	>300-500	>500-900	>900-1200	>1200-1800
Tolerance	±1	±2	±3	±4	±8

Name	Shower Pan	Model	GM-3132L-6032	Customer Model		Drawing No	GM20250725-01-007
------	------------	-------	---------------	----------------	--	------------	-------------------

1524x813X57mm

Drawer	Craft	Casting	Edition	A/1
Checker		Tolerance	±1	Date
				20250725

